

Let's Play

Product of **EXCEL**[®]



www.excelletsplay.com

CERTIFICATION



REGISTRATION



BEST INDUSTRY AWARD



NSIC



MSME



GST



IAAPI



CII



YES



MINISTRY OF FINANCE

We have been operating manufacturing unit in south india for the past 24 years. Specially in the production of international standard Play Park equipment.

We have 12 retail outlets of our own in Tamilnadu & Kerala and more than 100 Exclusive Dealers who cater to the needs of the customer all over India.

We export our products to countries such as maldives, sri lanka & U.A.E.

Why Choose Our Product?

- ✔ ISO & NSIC Certified
- ✔ High Safety Standard
- ✔ IAAPI Member
- ✔ Certification From Varies Institution
- ✔ Good Infrastructure For Manufacturing
- ✔ High Quality Raw Material



SHIPPING

We create the most immaculate playground amenities & are dedicated to delivering your needs in a timely manner

Quick ship items generally are shipped within 2 weeks of your order. Custom structures & amenities are shipped in 3-4 weeks of order

The majority of our product ship via freight.

Our products & equipment are packed & delivered to any address

What to Expect

On the day of your delivery, a semi truck will arrive at your started drop off zone with all equipment packed into a large crate. 2-3 people will be needed in order to unload the delivery truck safely and securely.



Before your delivery driver departs, inspect all contents for any damages, dents, scrapes or scratches. You should photograph the create from all angels & report any damage. Sign the receipt & have the driver sign as well.



Report any dames noted on the delivery receipt to our logistics team. compare the contents of the crate to the included packing list. Report any damage, discrepancies or missing items within 72 hours of delivery.



PLANNING

Perhaps the most fundamental aspect of playground planning is having a vision of what it will ultimately look like. While this may seem like a daunting task, our design team is here to help you through every step of the layout & design process.

1. Consider Your Community

It is important to consider the community your playground will serve. Consider the various age group that will use this space, who will have different needs.



Assess Your Location .2



Examine your space to ensure that you have selected the safest, most efficient location for your playground. Consider hazards such as retention ponds & busy roads, as well as access to amenities like restrooms & parking lots. Map out under ground waterlines & utilities before digging.

3. Determine Your Budget

Consider the size, surfacing & anticipated installation costs of your future playground. You can find a grant & stimulus guide as well as a fundraising guide.



Design Your Playground .4



Using satellite imagery of your location, our design team can craft a bird's eye view of your future playground, as well as a detected, 3D representation of what your playground will look like from the ground level. These graphics serve to give you a better understanding of how your playground will look after it's installed.

5. Install Your Playground

For those with sufficient manpower, customer installation allows your Organization to take the reins & install the equipment. For those with volunteers who could use some direction, supervised installations are overseen by one of our certified playground installers. Lastly, we offer professional installation, allowing your equipment to be installed by our team.



INDEX

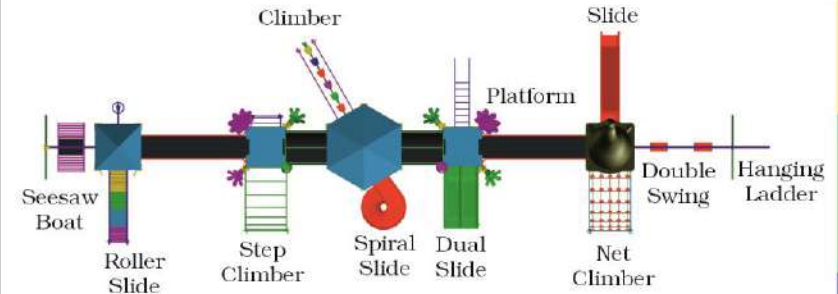
1	MULTI PLAY STATION	5	9	INDOOR PLAY	33
2	SWING	14	10	SOFTPLAY	36
3	SLIDE	17	11	SCIENCE PLAY	38
4	REVOLVING	20	12	OUTDOOR FITNESS	40
5	SEESAW	23	13	PARK BENCH	46
6	CLIMBER	25	14	STATUE	48
7	SPRING RIDER	29	15	FLOORING	50
8	DUSTBIN	31			



MULTI PLAY STATION



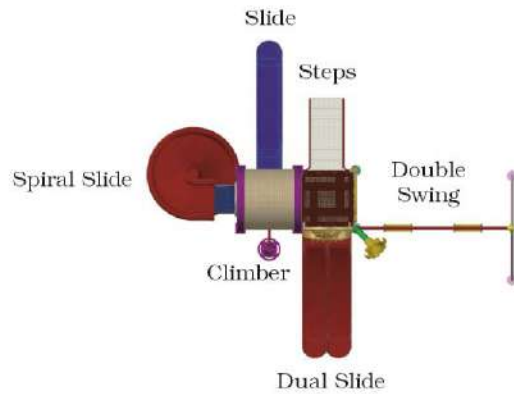
A multi-play station is designed to offer a customizable and comprehensive playground structure that combines various play elements, encouraging children to engage in imaginative, physical, and social activities. This promotes holistic development and ensures fun-filled play experiences tailored to individual preferences.



TOP VIEW

All in One Multi Play Station

Model No. : LP 001
 Safety Zone : 70'X30'
 Age Group : 5-14

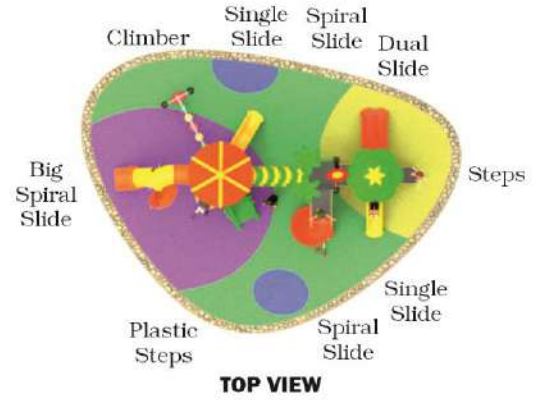


TOP VIEW

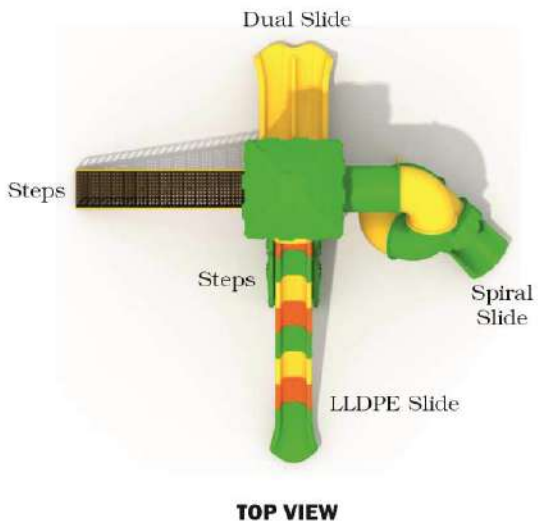
Sun Flower Play Station

Model No. : LP 002A
 Safety Zone : 25'X25'
 Age Group : 3-14



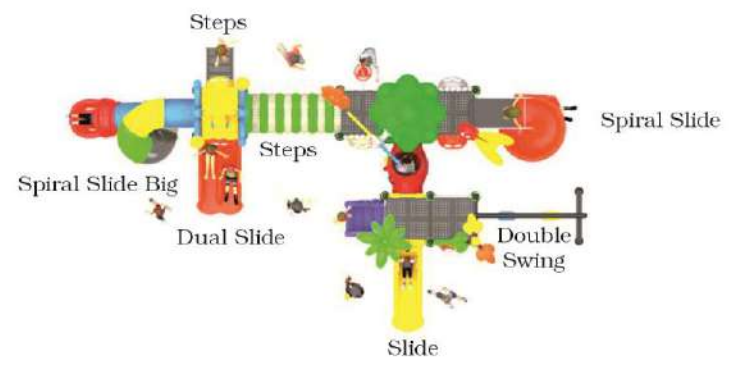


Disney Multi Play Station
 Model No. : LP 035
 Safety Zone : 50' X 30'
 Age Group : 5-14



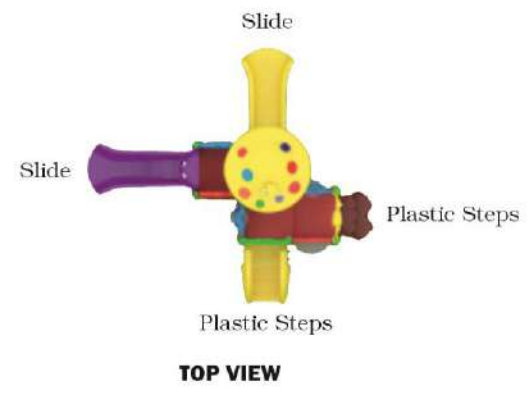
Mega Multi Play Station
 Model No. : LP 036
 Safety Zone : 30' X 30', Height - 17'
 Age Group : 5-14





TOP VIEW

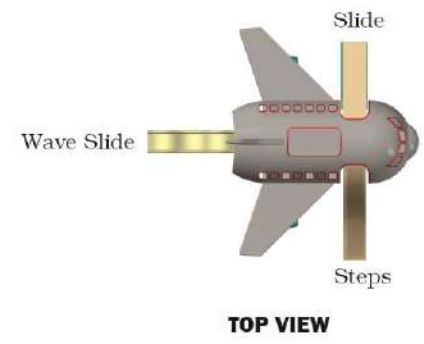
Castle Multi Play Station
 Model No. : LP 013
 Safety Zone : 50'X30'
 Age Group : 5-14



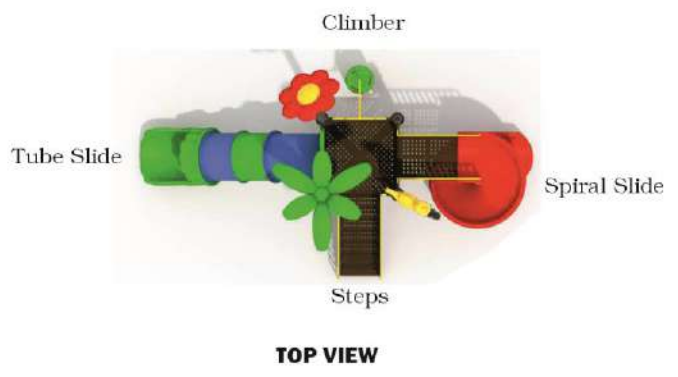
TOP VIEW

Nestle Multi Play Station (Imported)
 Model No. : LP 030
 Safety Zone : 25'X20'
 Age Group : 2-14





Aeroplane Multi Play Station
 Model No. : LP 015
 Safety Zone : 22'X15'
 Age Group : 4-14



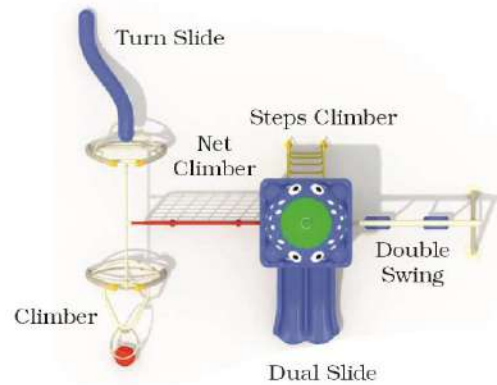
Honey Bee Multi Play Station
 Model No. : LP 034
 Safety Zone : 28'X17' Height - 11'
 Age Group : -14





Tunnel Multi Play Station

Model No. : LP 005
 Safety Zone : 30'X16'
 Age Group : 5-14



TOP VIEW

Net Multi Play Station

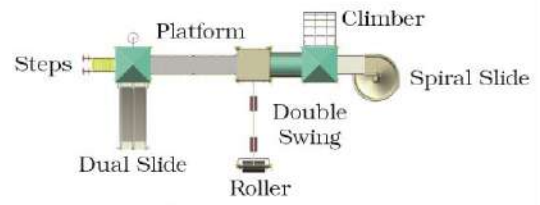
Model No. : LP 033
 Safety Zone : 32'X27'
 Age Group : 5-14





Kids Multi Play Station

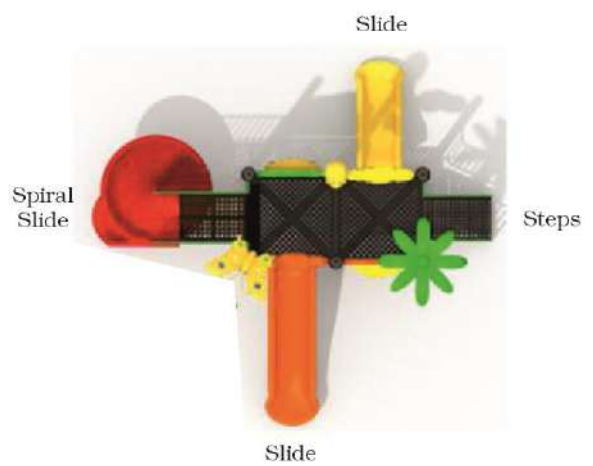
Model No. : LP 007
 Safety Zone : 40'X25'
 Age Group : 6-14



TOP VIEW

King Spiral Slide

Model No. : LP 038
 Safety Zone : 9'X9'
 Age Group : 4-14



TOP VIEW

Butterfly Multi Play Station

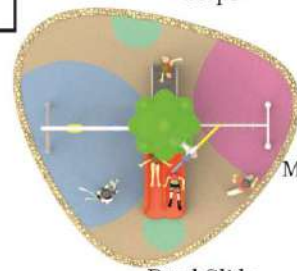
Model No. : LP 037
 Safety Zone : 30'X16'
 Age Group : 5-14





Wind Mill Multi Play Station (Imported)
 Model No. : LP 014
 Safety Zone : 20'X10'
 Age Group : 4-14

Double Swing



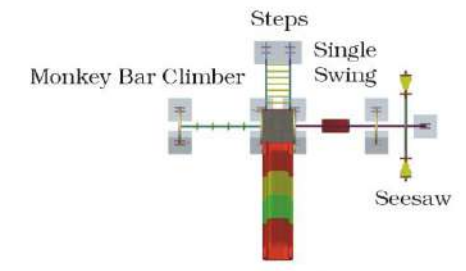
TOP VIEW
 Steps

Monkey Bar Climber

Dual Slide



Mini Combo Set
 Model No. : LP 011
 Safety Zone : 18'X18'
 Age Group : 4-14



Steps

Monkey Bar Climber

Single Swing

Seesaw

LLDPE Slide

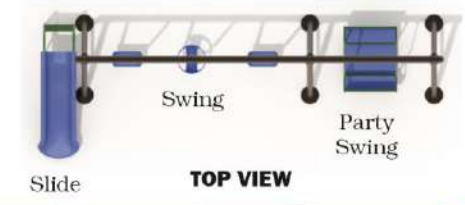
TOP VIEW



Giganta
 Model No. : LP 012
 Safety Zone : 25'X10'
 Age Group : 4-14



Family Multi Play Station (Imported)
 Model No. : LP 032
 Safety Zone : 40'X15'
 Age Group : 3-50

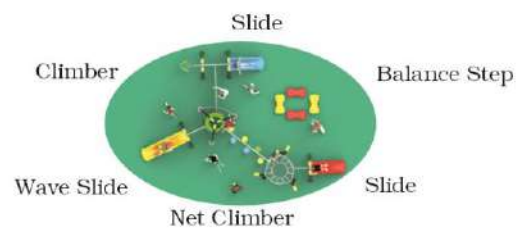


Slide

Swing

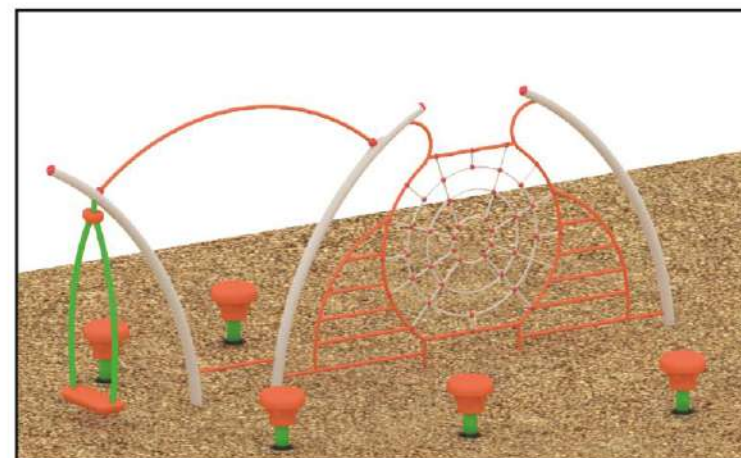
Party Swing

TOP VIEW



TOP VIEW

Web Scramblers
 Model No. : LP 039
 Safety Zone : 36'X8'
 Age Group : 6-14

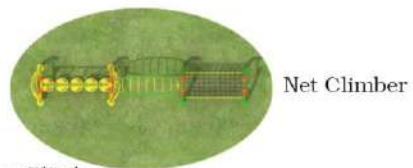


TOP VIEW

Web Climber
 Model No. : LP 040
 Safety Zone : D-20 X H-8.5'
 Age Group : 6-14

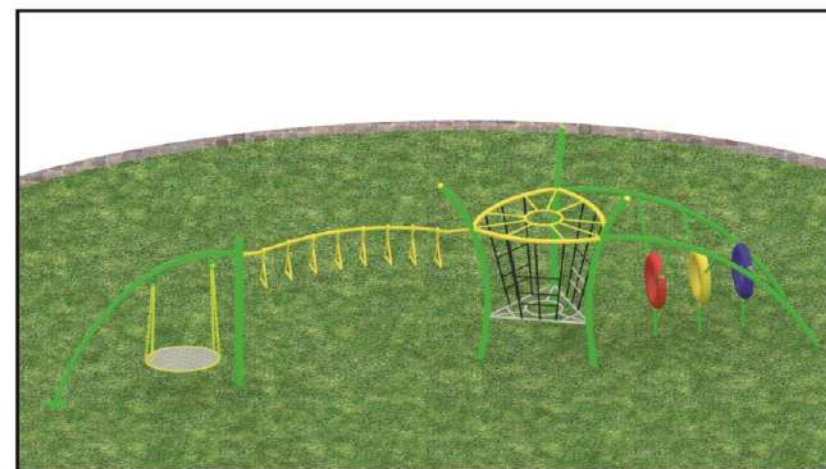


Monkey Bar Climber

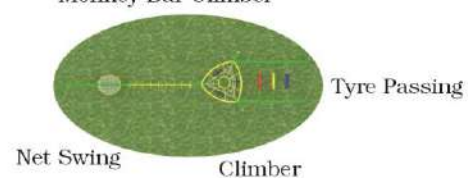


TOP VIEW

Web Trail
 Model No. : LP 041
 Safety Zone : 21'X10'
 Age Group : 6-14



Monkey Bar Climber



TOP VIEW

Trail Fit
 Model No. : LP 042
 Safety Zone : 25'X15'
 Age Group : 6-14

SWING



A Customized swing, uniquely tailored for the perfect experience, fosters joy, relaxation, & a sense of liberation for both young & old, strengthening our bond with nature as it gracefully rocks back & forth, echoing with laughter & tranquility.



Double Swing

Model No. : LP 101
Safety Zone : 12'X12'
Age Group : 6-14



Royal Victoria Swing

Model No. : LP 113
Safety Zone : 10'X10'
Age Group : 6-50



Rainbow Swing

Model No. : LP 114
Safety Zone : 12'X6'X8'
Age Group : 6-14



Clown Swing

Model No. : LP 103
Safety Zone : 12'X12'
Age Group : 7-14



Arc Swing

Model No. : LP 102
Safety Zone : 12'X12'
Age Group : 6-14



Circular Swing

Model No. : LP 105
Safety Zone : 8'X8'
Age Group : 6-14



Tyre Swing

Model No. : LP 106
Safety Zone : 10'X10'
Age Group : 6-14



Revolving Swing

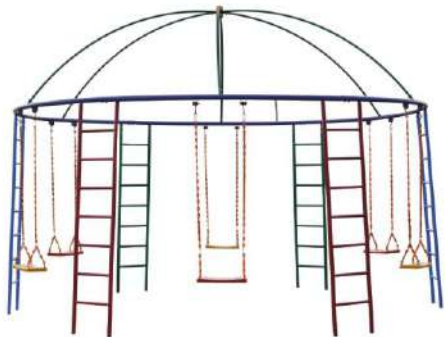
Model No. : LP 107
Safety Zone : 10'X10'
Age Group : 6-14



Family Swing

Model No. : LP 108
Safety Zone : 8'X8'
Age Group : 6-14





Atom Swing

Model No. : LP 109
Safety Zone : 25'X25'
Age Group : 8-14



Party Swing (With Roof)

Model No. : LP 104
Safety Zone : 10'X10'
Age Group : 6-14



4 Seated Swing

Model No. : LP 110
Safety Zone : 25'X12'
Age Group : 8-14



Butterfly Swing

Model No. : LP 111
Safety Zone : 5'X10'
Age Group : 6-14



Horse Swing

Model No. : LP 112
Safety Zone : 15'X6'
Age Group : 4-14



Net Swing

Model No. : LP 113
Safety Zone : 15'X10'
Age Group : 8-40



Spinning Round Swing

Model No. : LP 114
Safety Zone : 12'X12'
Age Group : 7-14



Spinning Ring Swing

Model No. : LP 115
Safety Zone : 15'X15'
Age Group : 8-14



Parent Swing

Model No. : LP 116
Safety Zone : 12'X12'
Age Group : 3-50

SLIDE

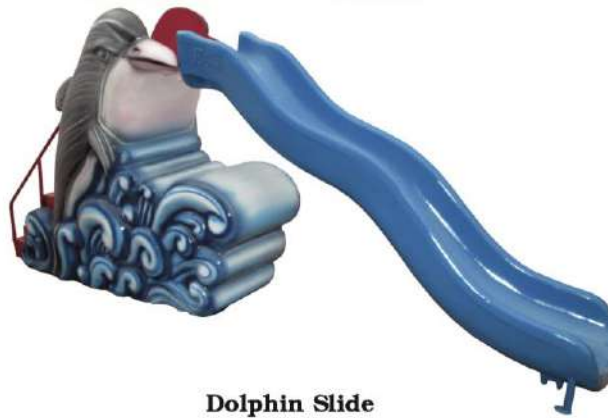


A customized slide is designed to provide a thrilling & enjoyable playground activity, uniquely tailored to promote physical activity & coordination as children joyfully slide down, fostering an abundance of fun & excitement during play.




American Elephant Slide

Model No. : LP 201
 Safety Zone : 18'X11'
 Age Group : 6-14



Dolphin Slide

Model No. : LP 202
 Safety Zone : 16'X6'
 Age Group : 6-14



Camel Slide

Model No. : LP 204
 Safety Zone : 17'X10'
 Age Group : 6-14



Dinosaur Slide

Model No. : LP 203
 Safety Zone : 8'X6'
 Age Group : 6-14



LLDPE Slide

Model No. : LP 218
 Available Height : 4' & 6'
 Age Group : 6-14



Deluxe Wave Slide

Model No. : LP 205
 Safety Zone : 18'X3'
 Age Group : 6-14



Slide (FRP)

Model No. : LP 206
 Available Height : 4', 6' & 8'
 Age Group : 6-14



LLDPE Spiral Slide (Junior)

Model No. : LP 208
 Safety Zone : 10'X10'
 Age Group : 6-14



LLDPE Spiral Slide (Senior)

Model No. : LP 209
 Safety Zone : 15'X15'
 Age Group : 6-14



Roller Slide
Model No. : LP 207
Safety Zone : 16'X5'
Age Group : 6-14



Duo Slide
Model No. : LP 210
Safety Zone : 24'X8'
Age Group : 6-14



Tri Slide
Model No. : LP 211
Safety Zone : 17'X15'
Age Group : 6-14



Tube Slide
Model No. : LP 212
Safety Zone : 15'X15'
Age Group : 6-14



Gang Slide
Model No. : LP 213
Safety Zone : 8'X15'
Age Group : 6-14



Moon Rocket
Model No. : LP 214
Safety Zone : 20'X10'
Age Group : 6-14



Bridge With Moon Rocket
Model No. : LP 215
Safety Zone : 8'X30'
Age Group : 6-14



Kinder Garden Slide
Model No. : LP 216
Safety Zone : 7'X3'
Age Group : 6-14



Slide (G.I)
Model No. : LP 217
Available Height : 4', 6' & 8'
Age Group : 6-14

REVOLVING



A customized revolving feature is meticulously crafted to provide an exciting & dynamic playground experience, uniquely tailored to promote balance, coordination & sensory stimulation as children spin & enjoy the customized thrill of circular motion.



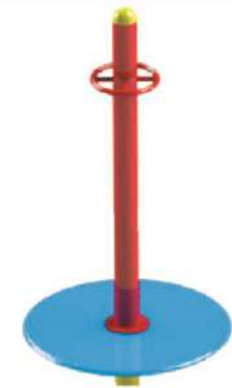
Octopus

Model No. : LP 305
 Safety Zone : 8'X8'
 Age Group : 3-10



Globe

Model No. : LP 306
 Safety Zone : 8'X8'
 Age Group : 6-14



Mini Revolving Platform

Model No. : LP 302A
 Safety Zone : 4X4'
 Age Group : 6-14



Revolving Platform

Model No. : LP 302
 Safety Zone : 7'X7'
 Age Group : 6-14



Revolving Platform (With Seat)

Model No. : LP 303
 Safety Zone : 8'X8'
 Age Group : 6-14



Revolving Bird

Model No. : LP 304
 Safety Zone : 8'X8'
 Age Group : 2-10



Revolving Rope

Model No. : LP 319
 Safety Zone : 8'X8'
 Age Group : 6-14



Elephant Merry Go Round

Model No. : LP 308
 Safety Zone : 8'X8'
 Age Group : 2-8



Horse Merry Go Round

Model No. : LP 309
 Safety Zone : 8'X8'
 Age Group : 2-8



Ocean Wave

Model No. : LP 314
 Safety Zone : 10'X10'
 Age Group : 6-14



Roller

Model No. : LP 315
 Safety Zone : 4'X10'
 Age Group : 8-14



Balancing Ring

Model No. : LP 316
 Safety Zone : 8'X8'
 Age Group : 6-14



Merry Round (4 & 6 Seater)

Model No. : LP 311
 Safety Zone : 8X8'
 Age Group : 4-14



Pedaling Merry Go Round

Model No. : LP 312A
 Safety Zone : 8'X8'
 Age Group : 6-14



Whirly Bird (Portable)

Model No. : LP 310
 Safety Zone : 7'X7'
 Age Group : 3-10



Horse Carousel (Junior)

Model No. : LP 317
 Safety Zone : 10'X10'
 Age Group : 4-14



Horse Carousel (Senior)

Model No. : LP 317A
 Safety Zone : 20'X20'
 Age Group : 4-14



Flying Horse

Model No. : LP 313
 Safety Zone : 10'X10'
 Age Group : 6-14



Multiplex Safari

Model No. : LP 307
 Safety Zone : 6'X6'
 Age Group : 3-10

SEESAW



A seesaw is designed to provide a customizable and fun-filled playground activity that promotes physical exercise and social interaction among children, allowing for personalized experiences tailored to their preferences.



Double Seesaw

Model No. : LP 408
Safety Zone : 7'X10'
Age Group : 6-14



Spring Seesaw

Model No. : LP 409
Safety Zone : 3'X10'
Age Group : 4-14



Horse Seesaw

Model No. : LP 409A
Safety Zone : 3'X10'
Age Group : 4-10



Standing Seesaw

Model No. : LP 409A
Safety Zone : 3'X10'
Age Group : 6-14



Double Seesaw (Bended)

Model No. : LP 408A
Safety Zone : 7'X10'
Age Group : 6-14



Single Seesaw

Model No. : LP 407
Safety Zone : 3'X10'
Age Group : 4-14



Fish Rocker

Model No. : LP 402
Safety Zone : 4'X4'
Age Group : 2-10



Dual Fish Rocker

Model No. : LP 403
Safety Zone : 6'X4'
Age Group : 2-10



Single Rocker

Model No. : LP 401
Safety Zone : 4'X6'
Age Group : 2-10



Seesaw Boat

Model No. : LP 405
Safety Zone : 6'X4' & 5'X5'
Age Group : 3-10



Seesaw Boat (FRP)

Model No. : LP 406
Safety Zone : 6'X4'
Age Group : 3-10



Elephant Rocker

Model No. : LP 404
Safety Zone : 4'X4'
Age Group : 2-10




Swan Seesaw

Model No. : LP 410
Safety Zone : 9'X3'
Age Group : 2-10

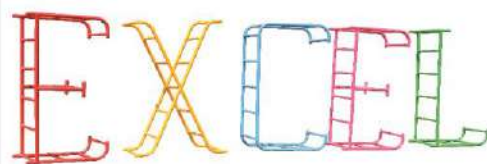
CLIMBER




A climber is designed to offer a customizable and challenging playground activity that encourages children to develop their physical strength, coordination, and problem-solving skills. This ensures they have fun while climbing and exploring, with the ability to tailor their experience to their individual preferences.



Letter Climber
 Model No. : LP 502
 Safety Zone : 3'X12'
 Age Group : 6-14



Name Climber (Max. 5 Letters)
 Model No. : LP 503
 Safety Zone : 3'X12'
 Age Group : 6-14



Number Climber
 Model No. : LP 504
 Safety Zone : 3'X12'
 Age Group : 6-14



Bridge Ladder
 Model No. : LP 505
 Safety Zone : 3'X10'
 Age Group : 6-14



Jungle Gym
 Model No. : LP 501
 Safety Zone : 7'X7'
 Age Group : 6-14



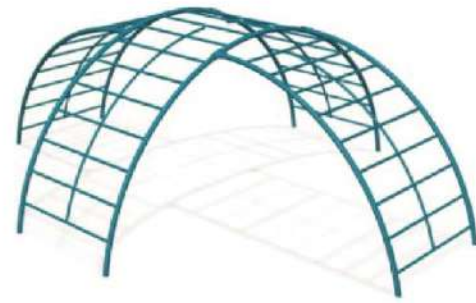
Rainbow Ladder
 Model No. : LP 506
 Safety Zone : 3'X10'
 Age Group : 6-14



Arch Climber
 Model No. : LP 507
 Safety Zone : 3'X10'
 Age Group : 6-14



Rocket Climber
 Model No. : LP 508
 Safety Zone : 7'X7'
 Age Group : 6-14



Dome Climber
 Model No. : LP 509
 Safety Zone : 15'X15'
 Age Group : 6-14



Tri Circle Climber
 Model No. : LP 510
 Safety Zone : 15'X10'
 Age Group : 6-14

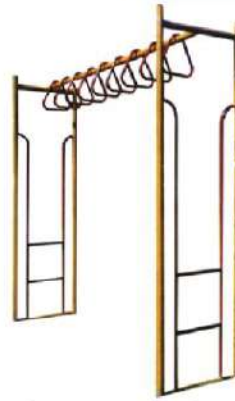


Spider Climber
 Model No. : LP 511
 Safety Zone : 6'X10'
 Age Group : 6-14



Sphere Climber

Model No. : LP 512
 Safety Zone : 10'X10'
 Age Group : 6-14



Monkey Bar Climber

Model No. : LP 513
 Safety Zone : 12'X4'
 Age Group : 6-14




Funnel Climber

Model No. : LP 514
 Safety Zone : 15'X6'
 Age Group : 6-14



Magic Carpet

Model No. : LP 515
 Safety Zone : 7'X20'
 Age Group : 6-14



Snail Climber

Model No. : LP 516
 Safety Zone : 3'X10'
 Age Group : 6-14



Step Climber

Model No. : LP 517
 Safety Zone : 4'X4'
 Age Group : 6-14



Satellite Climber

Model No. : LP 518
 Safety Zone : 10'X10'
 Age Group : 6-14



Mountain Climber

Model No. : LP 519
 Safety Zone : 8'X8'
 Age Group : 6-14



Tri Climber

Model No. : LP 520
 Safety Zone : 10'X10'
 Age Group : 6-14



Giraffe Climber

Model No. : LP 523
 Safety Zone : 3'X6'
 Age Group : 6-14



Square Climber

Model No. : LP 524
 Safety Zone : 7'X7'
 Age Group : 6-14



Space Loop Climber

Model No. : LP 525
 Safety Zone : 15'X5'
 Age Group : 6-14



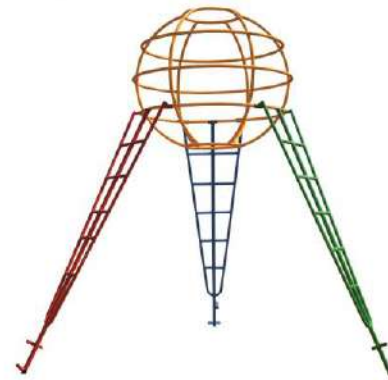
London Bridge

Model No. : LP 527
 Safety Zone : 35'X9'
 Age Group : 6-14



Octopus Climber

Model No. : LP 526
 Safety Zone : 20'X20'
 Age Group : 6-14



Moon Climber

Model No. : LP 522
 Safety Zone : 10'X10'
 Age Group : 6-14



Circus Climber

Model No. : LP 521
 Safety Zone : 4'X4'
 Age Group : 6-14



Snake Climber

Model No. : LP 528
 Safety Zone : 20'X4'
 Age Group : 6-14



Wall Climber (Chain)

Model No. : LP 529
 Safety Zone : 3'X8'
 Age Group : 6-14



Net Climber

Model No. : LP 538
 Safety Zone : 8'X3'
 Age Group : 6-14



A Type Net Climber

Model No. : LP 539
 Safety Zone : 8'X5'
 Age Group : 6-14



Junior Worm Climber

Model No. : LP 530
 Safety Zone : 10'X6'
 Age Group : 6-14



Senior Worm Climber

Model No. : LP 531
 Safety Zone : 20'X6'
 Age Group : 6-14



Rotastride

Model No. : LP 532
 Safety Zone : 7'X7'
 Age Group : 6-14



Zig Zag Balance Beam

Model No. : LP 533
 Safety Zone : 16'X3'
 Age Group : 6-14

SPRING RIDER



A spring rider is designed to provide a customizable, safe, and enjoyable outdoor play experience for young children. This allows them to rock back and forth on the spring-mounted animal or character of their choice, promoting balance, coordination, and imaginative play while tailoring the experience to their preferences.



Duck Spring Rider

Model No. : LP 601
Safety Zone : 4'X4'
Age Group : 2-8



Elephant Spring Rider

Model No. : LP 602
Safety Zone : 4'X4'
Age Group : 2-8



Bike Spring Rider

Model No. : LP 605
Safety Zone : 4'X4'
Age Group : 2-8



Horse Spring Rider

Model No. : LP 604
Safety Zone : 4'X4'
Age Group : 2-8



Cruise Jet Rider

Model No. : LP 605A
Safety Zone : 4'X4'
Age Group : 2-8



Shark Spring Rider

Model No. : LP 603
Safety Zone : 6'X3'
Age Group : 2-8



Fish Spring Rider

Model No. : LP 606
Safety Zone : 4'X4'
Age Group : 2-8



Dolphin Spring Rider

Model No. : LP 607
Safety Zone : 4'X4'
Age Group : 2-8



Ball Dolphin Spring Rider

Model No. : LP 608
Safety Zone : 4'X4'
Age Group : 2-8



Bear Spring Rider

Model No. : LP 609
Safety Zone : 4'X4'
Age Group : 2-8



Frog Spring Rider

Model No. : LP 610
Safety Zone : 4'X4'
Age Group : 2-8



Bee Spring Rider

Model No. : LP 611
Safety Zone : 4'X4'
Age Group : 2-8



Dinosaur Spring Rider

Model No. : LP 612
Safety Zone : 4'X4'
Age Group : 2-8

DUSTBIN



A dustbin is designed to serve as a customizable designated container for waste disposal, helping maintain cleanliness and proper sanitation in public areas and households while accommodating specific needs and preferences.



Rabbit Dustbin (Big)

Model No. : LP 703
Drum : Inside



Monkey Dustbin

Model No. : LP 704
Drum : Inside



Tommy Dustbin

Model No. : LP 707
Drum : Inside



Fish Dustbin

Model No. : LP 711



Rabbit Dustbin (Mini)

Model No. : LP 701



Rabbit Dustbin (Medium)

Model No. : LP 702



Ice Cream Dustbin

Model No. : LP 705
Drum : Inside



Cowboy Dustbin

Model No. : LP 706



Bear Dustbin

Model No. : LP 708
Drum : Inside



Tree Dustbin

Model No. : LP 709
Drum : Inside



Frog Dustbin

Model No. : LP 717



Penguin Dustbin

Model No. : LP 712



Community Dustbin

Model No. : LP 713
Capacity : 600 Litre



All Purpose Dustbin

Model No. : LP 714
Capacity : 210 Litre



SS Dustbin (Single)

Model No. : LP 715



SS Dustbin (Double)

Model No. : LP 716



INDOOR PLAY



Indoor play is designed to offer children a customizable, safe, and controlled environment for recreation and physical activity, especially during unfavorable weather conditions. This fosters social interaction, creativity, and sensory stimulation while allowing for tailored experiences to meet individual preferences and needs.



In Ground Trampoline

Model No. : LPI 13A
Available Size : 8', 10', 12' & 14'
Age Group : 6-14



Trampoline (Outdoor)

Model No. : LPI 13
Available Size : 6', 8', 10', 12' & 14'
Age Group : 6-14



Trampoline (Indoor)

Model No. : LP 1536/1545/1560
Available Size : 3', 4', 4.5' & 5'
Age Group : 6-10



Trampoline (Indoor)

Model No. : LPI 14
Available Size : 8'X8'
Age Group : 6-12



Mini Multi Play

Model No. : LPI 15
Safety Zone : 7'X4'
Age Group : 6-10



Boat Rocker

Model No. : LPI 02
Age Group : 3-6



Fish Rocker

Model No. : LPI 03
Age Group : 3-6



Basket Ball Post

Model No. : LPI 12
Age Group : 5-10



Kids Slide

Model No. : LPI 06
Age Group : 3-6



Rabbit Slide

Model No. : LPI 07
Age Group : 3-6



Baby Tree Slide

Model No. : LPI 08
Age Group : 3-6



Baby Rabbit Swing & Slide

Model No. : LPI 01
Age Group : 1-6



Tunnel

Model No. : LPI 09
Age Group : 3-6



Couple Car

Model No. : LP 1418
Safety Zone : 76X48X89 Cm
Age Group : 3-6



Utility Desk

Model No. : LPI 05
Age Group : 3-6



Indoor Play Station

Model No. : LPI 29
Age Group : 6-12





Games Oblong Table Chair

Model No. : LPI 24
 Safety Zone : 4'X3'
 Age Group : 6-12



Games Square Table Chair

Model No. : LPI 25
 Safety Zone : 3'X3'
 Age Group : 6-12



Games Round Table Chair

Model No. : LPI 26
 Safety Zone : 4'X4'
 Age Group : 6-12



Games Moon Table Chair

Model No. : LPI 27
 Safety Zone : 6'X3'
 Age Group : 6-12



Quarter Round

Model No. : LP 190052 -A
 Safety Zone : 130X42 Cm
 Age Group : 6-12




Games Chair

Model No. : LPI 21
 Safety Zone : 2'X2'
 Age Group : 6-12



Plastic Bench

Model No. : LP 1136
 Safety Zone : 80X48X60 Cm
 Age Group : 6-12



Seesaw

Model No. : LP 1419
 Safety Zone : 150X32X60 Cm
 Age Group : 6-12



Pencil Dustbin

Model No. : LP 1999B
 Safety Zone : 12X12X40 Cm



Kids Play Area Fencing

Model No. : LPI 28
 Safety Zone : 3'X2'
 Age Group : 4-12



Basket Ball Stand (Portable)

Model No. : LPI 30
 Age Group : 6-12



Kids Play Room (Bank)

Model No. : LPI 19
 Safety Zone : 4'X4'
 Age Group : 6-12



Chocolate Play House

Model No. : LPI 1901
 Safety Zone : 50X53X56 Inch
 Age Group : 6-12

SOFT PLAY



A customizable soft play ball pool is designed to promote sensory stimulation and active play in a safe and enjoyable environment for children, allowing for personalized experiences to meet their specific preferences and needs.



Ball Pool (Without Ball)
 Model No. : LP 1961A
 Safety Zone : 128X128X78 Cm
 Age Group : 6-12



Ball Pool (Without Ball) - 6 Pcs.
 Model No. : LP 1962
 Age Group : 6-12



Soft Play Corner
 Model No. : LPI 31
 Safety Zone : 11'X6'
 Age Group : 6-12



Soft Play Station (Customized)
 Model No. : LPI 38
 Age Group : 6-12



Soft Play Ball Pool
 Model No. : LPI 32
 Safety Zone : 6'X10'
 Age Group : 6-12



Indoor Play Ball Pool
 Model No. : LPI 36
 Safety Zone : 12'X25'
 Age Group : 6-15



Imported Ball Pool
 Model No. : LPI 33
 Safety Zone : 9'X9'
 Age Group : 6-12



Square Play Ball Pool
 Model No. : LPI 34
 Safety Zone : 9'X9'
 Age Group : 6-12



Ball Pool
 Model No. : LPI 35
 Available Size : 4'X4', 5'X5', 6'X5' & 6'X6'
 Age Group : 6-15


SCIENCE PLAY



Customizable science play is designed to engage children in playful activities that promote curiosity, critical thinking, and exploration of scientific principles, fostering a love for learning in STEM subjects while tailoring the experience to their individual preferences and interests.



Conical Roller
Model No. : LPS 01



Floating Bird
Model No. : LPS 02



Angular Momentum
Model No. : LPS 03



Crystal Structure
Model No. : LPS 04


OUTDOOR FITNESS



An outdoor fitness, also known as an outdoor fitness playground or fitness park, is a recreational facility designed to provide a range of exercise and physical activity opportunities for people of all ages and fitness levels.



Shoulder Press



Spinner

Leg Press

Spinner

Chest Press

TOP VIEW

Outdoor Fitness 5 Station

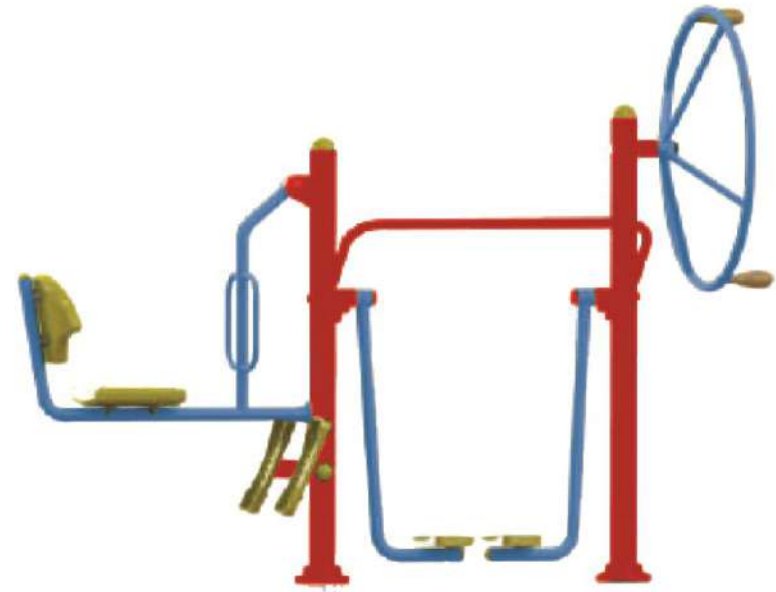
Model No. : LPO 01
 Safety Zone : 10'X10'
 Age Group : 15-60



Outdoor Fitness 5 Station

Model No. : LPO 01A
 Safety Zone : 10'X10'
 Age Group : 15-60

- ☞ Leg Press
- ☞ Air Walker With Arm Movement
- ☞ Spinner
- ☞ Chest Press
- ☞ Air Walker



Outdoor Fitness 3 Station

Model No. : LPO 01B
 Safety Zone : 3'X10'
 Age Group : 15-60

- ☞ Air Walker
- ☞ Leg Press
- ☞ Shoulder Wheel



Double Twister
 Model No. : LPO 09
 Safety Zone : 6'X6'
 Age Group : 15-60




Triple Twister
 Model No. : LPO 08
 Safety Zone : 6'X6'
 Age Group : 15-60




Twister Sitting & Standing
 Model No. : LPO 08A
 Safety Zone : 6'X6'
 Age Group : 15-60



Pull Up Stand
 Model No. : LPO 06
 Safety Zone : 6'X3'
 Age Group : 15-60



Arm Stretcher
 Model No. : LPO 07
 Safety Zone : 5'X5'
 Age Group : 15-60



Dipping
 Model No. : LPO 11
 Safety Zone : 8'X3'
 Age Group : 15-60



Air Walker
 Model No. : LPO 12
 Safety Zone : 5'X4'
 Age Group : 15-60



Dual Walker
 Model No. : LPO 13
 Safety Zone : 8'X4'
 Age Group : 15-60



Roller With Walker
 Model No. : LPO 14
 Safety Zone : 8'X4'
 Age Group : 15-60





Stepper & Twister
 Model No. : LPO 04
 Safety Zone : 5'X3'
 Age Group : 15-60



Horizontal Chin Up
 Model No. : LPO 10
 Safety Zone : 6'X6'
 Age Group : 15-60



Outdoor 3 Station Leg Exerciser
 Model No. : LPO 16
 Safety Zone : 10'X10'
 Age Group : 15-60



Outdoor 2 Station Leg Exerciser
 Model No. : LPO 17
 Safety Zone : 10'X6'
 Age Group : 15-60



Surf Board
 Model No. : LPO 20
 Safety Zone : 7'X4'
 Age Group : 15-60



Cycle
 Model No. : LPO 18
 Safety Zone : 6'X4'
 Age Group : 15-60



Rower
 Model No. : LPO 02
 Safety Zone : 6'X4'
 Age Group : 15-60



Horse Rider
 Model No. : LPO 05
 Safety Zone : 5'X3'
 Age Group : 15-60



Hyper Extension
 Model No. : LPO 15
 Safety Zone : 4'X3'
 Age Group : 15-60



Shoulder Wheel
 Model No. : LPO 03A
 Safety Zone : 6'X6'
 Age Group : 15-60



Tai Chi Spinner
 Model No. : LPO 03
 Safety Zone : 6'X6'
 Age Group : 15-60



Chest Press (Single)
 Model No. : LPO 22
 Safety Zone : 6'X4'
 Age Group : 15-60



Chest Press (Double)
 Model No. : LPO 23
 Safety Zone : 8'X4'
 Age Group : 15-60



Shoulder Press (Single)
 Model No. : LPO 24
 Safety Zone : 6'X4'
 Age Group : 15-60



Shoulder Press (Double)
 Model No. : LPO 25
 Safety Zone : 8'X4'
 Age Group : 15-60



Lat Pull (Double)
 Model No. : LPO 26
 Safety Zone : 8'X4'
 Age Group : 15-60



Dip & Hip
 Model No. : LPO 29
 Safety Zone : 6'X4'
 Age Group : 15-60




Squat
 Model No. : LPO 27
 Safety Zone : 4'X3'
 Age Group : 15-60



Horizontal Bar
 Model No. : LPO 30
 Safety Zone : 7'X3'
 Age Group : 15-60



Parallel Bar
 Model No. : LPO 31
 Safety Zone : 8'X3'
 Age Group : 15-60



Push Up Bar
 Model No. : LPO 31A
 Safety Zone : 3'X3'
 Age Group : 15-60



Ab Trainer (Double)
 Model No. : LPO 19
 Safety Zone : 6'X6'
 Age Group : 15-60



Sky Walker
 Model No. : LPO 21
 Safety Zone : 7'X4'
 Age Group : 15-60



Elliptical
 Model No. : LPO 32
 Safety Zone : 6'X4'
 Age Group : 15-60



Treadmill
 Model No. : LPO 33
 Safety Zone : 5'X2'
 Age Group : 15-60



Roller Massager
 Model No. : LPO 28
 Safety Zone : 6'X4'
 Age Group : 15-60



**Basket Ball Post
 (Deluxe & Imported Portable)**
 Model No. : LPO 30
 Safety Zone : 7'X3'X14'
 Age Group : 15-60



Basket Ball Post
 Model No. : LPO 34
 Safety Zone : 7'X4'X14'
 Age Group : 15-60



Basket Ball Post (portable)
 Model No. : LPO 36
 Safety Zone : 7'X4'X14'
 Age Group : 15-60



PARK BENCH



A customizable park bench is designed to provide a comfortable and relaxing seating area for people visiting parks, allowing them to rest, socialize, and enjoy the outdoor environment while accommodating various preferences and needs.



Park Bench Regular

Model No. : LP 804
Safety Zone : 7'X5'
Age Group : All Ages



Garden Table With Chair

Model No. : LP 807
Age Group : All Ages



Park Bench FRP

Model No. : LP 803
Safety Zone : 7'X5'
Age Group : All Ages



King Queen Bench

Model No. : LP 808
Age Group : All Ages



Cast Iron Park Bench

Model No. : LP 801
Safety Zone : 8'X5'
Age Group : All Ages



Victoria Park Bench

Model No. : LP 806
Safety Zone : 7'X5'
Age Group : All Ages

STATUE



A customizable statue in a playground is intended to add an element of art, creativity, and aesthetics, enhancing the overall ambiance and providing a point of interest for children and visitors to enjoy during play while allowing for individualized artistic expressions or themes.



Tom FRP Entrance
Model No. : LP 901
Safety Zone : 30'X30'



Dora Statue FRP
Model No. : LP 902
Safety Zone : Height - 12'



Elephant Statue
Model No. : LP 903
Safety Zone : 132"X27.5"X89"



Camel Statue
Model No. : LP 904
Safety Zone : 101"X27.5"X89"



Cow Statue
Model No. : LP 905
Safety Zone : 100"X23"X50"



Zebra Statue
Model No. : LP 906
Safety Zone : 75"X18"X42"



Bear Statue
Model No. : LP 907
Safety Zone : 62"X21"X39"



Lion Statue
Model No. : LP 908
Safety Zone : 63"X14"X30"



Tiger Statue
Model No. : LP 909
Safety Zone : 60"X13"X34"



Leopard Statue
Model No. : LP 910
Safety Zone : 72"X13"X26"



Deer Statue
Model No. : LP 911
Safety Zone : 39"X9"X23"



Monkey Statue
Model No. : LP 912
Safety Zone : 18"X16"X26"



Elephant Statue (Small)
Model No. : LP 913
Safety Zone : Height - 54"



Rhinoceros Statue
Model No. : LP 914
Safety Zone : Height 20"



FRP Lamp Post
Model No. : LP 915
Safety Zone : 4'X4'

FLOORING



Flooring, or safety surfacing, is crucial for child-friendly outdoor areas, providing a secure, comfortable surface to minimize injury risks. Various materials are used, blending safety with appealing aesthetics.




Eva Mat Alphabets
 Model No. : LPO 41
 Available Size : 1x1 Feet
 Thickness : 10 mm



Eva Mat Numbers
 Model No. : LPO 42
 Available Size : 1x1 Feet
 Thickness : 10 mm




Eva Mat
 Model No. : LPO 43
 Available Size : 2x2 Feet
 Thickness : 12 mm



Eva Mat
 Model No. : LPO 44
 Available Size : 1 mx1 m
 Thickness : 25 mm



Rolling Carpet
 Model No. : LPO 45
 Available size : XL, L, M & S



Rubber Tile (Interlock)
 Model No. : LPO 46
 Available size : 480X480 mm (Subject to availability)
 Thickness : 10, 15, 20, 25 30 mm



Rubber Tile
 Model No. : LPO 47
 Available size : 500X500 mm
 Thickness : 10, 15, 20, 25, 30, 40, 50 mm



EPDM Rubber Tile
 Model No. : LPO 48
 Color : 18+ Vibrant Color Option



EPDM Rubber Flooring (Customized)
 Model No. : LPO 49
 Thickness : Customize

SOME OF OUR PROJECTS



SOME OF OUR CLIENTS



TATA VALUE HOMES
Enriching Lives



INS KATTABOMMAN



www.excelletsplay.com
037/OCT23-PL

